



LPDC2 - Wet Location Hybrid

Wet Location Photoluminescent/LED Die-Cast Aluminum LED Exit Sign

DATE:

PROJECT

COMMENTS:



FEATURES

- 100-foot viewing distance.
- Full gasketed for NEMA 4X protection.
- Internal LEDs charge internal photoluminescent material, which illuminates the letters when AC power fails.
- This device contains no batteries, expanding the expected lifetime to 25+ maintenance-free years.
- Requires no external light source.
- Installs and performs just like a normal battery-backed sign.
- Maintenance free with no lamps or batteries to replace.
- Specialized entry plug removes the need for knockouts, speeding up installation.
- Field-selectable 120/277 VAC inputs and quick-install whip connector.
- Vandal-resistant, clear UV-stabilized polycarbonate face secured with stainless-steel screws.
- Lifetime warranty



ORDERING INFORMATION *LPDC2-LW-HY-G-1-BA-WH-MB*

1. SERIES	2. ILLUMINATION	3. FACE COUNT	4. FACE COLOR	5. BODY COLOR
LPDC2-LW-HY	G Green	1 Single 2 Double U Universal	BA Brushed Aluminum WH White BK Black CC Custom	WH White BK Black CC Custom

6. MOUNTING

MTEB	Top/End/Back Mount
MB	Back Mount
MS	Stanchion Mount
MDC	Direct Conduit Entry

ACCESSORIES; ORDER SEPARATELY

- TLRT = Infrared Remote Control
- WG-16.5LX14.0WX3.0D = Wireguard, Length: 16.5", Width: 14", Depth: 3"
- WG-16.5LX14.0WX6.0D = Wireguard, Length: 16.5", Width: 14", Depth: 6"
- WG-20.0LX19.0WX9.0D = Wireguard, Length: 20", Width: 19", Depth: 9"
- WG-26.0LX19.0WX9.0D = Wireguard, Length: 26", Width: 19", Depth: 9"

NOTE: Wireguards only available with Back Mount.



SPECIFICATIONS

CONSTRUCTION

- Injection-molded reflector ensures easy installation, maintenance, and even illumination.
- Heavy-duty, three-piece die-cast aluminum housing with a removable front stencil and light seal.
- Sleek 2.5" profile with softened corners and chamfered edges.
- Optional polycarbonate face shield, tamper-proof screws, swivel pendant, and specialty mounts. See wet location spec sheet.

LETTERS

- 6.0" high; 0.75" stroke

ARROWS

- NFPA type, universal field selectable chevrons.

VIEWING DISTANCE

- 100 foot visibility rating

CANOPY

- Low-profile universal canopy with 0.75" cast nipple and locking nuts.

APPROVALS


- UL 924 Listed to 100ft Visibility Distance
- CSA C22.2 No. 141-10
- CEC Title 20 Compliant
- NFPA 101 Life Safety Code
- NFPA 70-NEC
- OSHA
- NEMA 4X
- BAA Compliant

WARRANTY

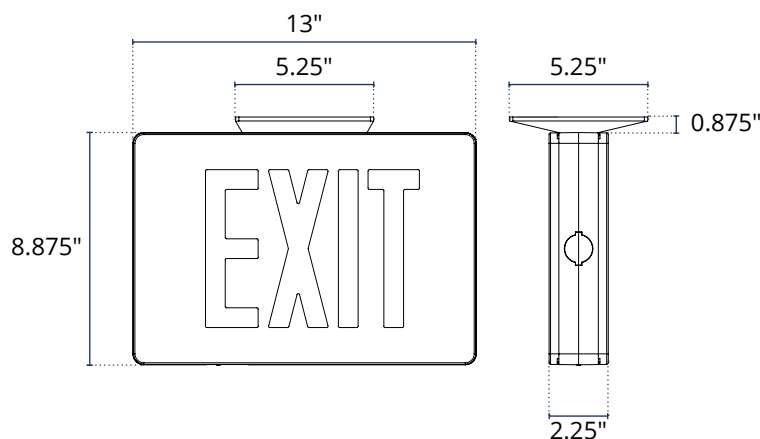
- Isolite offers a lifetime warranty. For further details, refer to General Warranty and Obligations in the Isolite manual or on our website.

DIMENSIONS

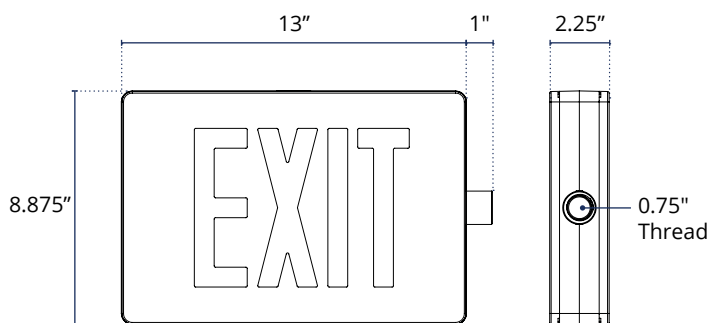
BACK MOUNT



CEILING MOUNT



CONDUIT ENTRY



END MOUNT

