



ELTMR2

Elite Edge-Lit Exit Sign, Remote Exit Sign Capable

DATE:

PROJECT

COMMENTS:

FEATURES

- Premium long-life, high-temperature fused nickel cadmium battery with standard UL listed 3-hour run time.
- Standard battery diagnostic system monitors battery status, detects cell failure, and issues an alert when there's reduced capacity, indicating the need to replace the battery.
- Line-latch prevents unnecessary discharge of battery during installation. Loads will not illuminate until after application of utility power.
- Specialty wording, finish, and custom graphics available with white LEDs upon request (See ELTCG2).
- Low profile recessed housing is suitable for old or new work installations and is IC rated.
- Brownout detection ensures emergency operation during periods of low line voltage.
- Sealed external momentary test switch and dual diagnostic LED indicator displays AC presence and Hi-Charge status.
- Self-Test / Self-Diagnostic monitoring available.
- Zero current low-voltage disconnect used to prevent battery from being overly discharged.
- Slimline, low profile surface mount housing eliminates need for recessed box in wall mount applications.
- Unique electronic driver circuit provides current control and protection, ensuring optimum LED efficiency and life.
- 120/277 VAC with field selectable inputs (with the exception of the dual-circuit option which requires voltage specification upon ordering).
- Compatible with the TLREM2 and LPDCREM.



CLICK THE IMAGE TO VIEW ALTERNATE PRODUCT PHOTOS
Only available with Adobe Acrobat and Acrobat Reader

ORDERING INFORMATION ELTMR2-AC-G-1C-AG-BA-MB-AB

| 1. SERIES | 2. OPERATION | 3. LETTER COLOR | 4. FACE COUNT | 5. FRAME STYLE | 6. FRAME COLOR |
|---|--|---|--|--|--|
| ELTMR2 | | | | | |
| | AC AC Only EM Ni-Cad Battery Backup | G Green G8 Green 8" letter R Red R8 Red 8" letter | 1C Single Face, Clear Background 1M Single Face, Mirror Background 1W Single Face, White Background 2M Double Face, Mirror Background 2W Double Face, White Background | AG Angular Trim FT Flat Trim¹ 1. Only available with recessed mount. | BA Brushed Aluminum BK Black BR Painted Brass WH White CC Custom Color |
| 7. MOUNTING | | | | 8. CHEVRON | |
| MRC Recessed Ceiling Mount MT Top Mount MB Back Mount ME End Mount / Side Mount MPA 12" Pendant Mount | | MPB 24" Pendant Mount MPC 36" Pendant Mount MPD 48" Pendant Mount MPE 60" Pendant Mount MTEB Top / End / Back Mount | MMT Mullion Mount Top MMB Mullion Mount Bottom MRCLB Recessed Ceiling Mount, Preship Backbox² | | |
| 9. OPTIONS | | AB Double Arrow AL Arrow Left AN No Arrows AR Arrow Right AS Right & Left Arrow (Double Face Only) AU Universal Chevron Kit | | | |
| BLANK = NO OPTION CX Dual Circuit - Universal Voltage SD Self-Diagnostics (EM Only) SR Self-Diagnostics + IR Remote Testing Receiver (EM Only) | | VF Other Input Voltage (Indicate Volt & Frequency) FL Flasher FA Fire Alarm Interface FLA Flasher / Audible Alarm FAA FA Option w/ Audible Alarm DL Damp Location Listed OW Old Work Clips¹ | | | |

ORDERING NOTES

- Only available with recessed mount
- Must Order ELTMR2-ACCY-RBB with MRCLB option

ACCESSORIES ON BACK

ACCESSORIES; ORDER SEPARATELY

- **ELTCG2-ACCY-RBB** = Recessed Backbox for ELTCG2
- **TLRT** = Handheld Remote Control Test Unit, used with SR option
- **WG-20.0LX19.0WX9.0D** = Wireguard, Length: 20", Width: 19", Depth: 9"
- **WG-26.0LX19.0WX9.0D** = Wireguard, Length: 26", Width: 19", Depth: 9"

SPECIFICATIONS

CONSTRUCTION

- "Snap-in Lens" for easy installation.
- Recessed back box can be pre-installed at job site.
- Precision die-cast aluminum housing with a flawless, laser-formed acrylic legend.
- Hinged springs allow for concealed mounting hardware on recessed models.
- Recessed back box meets New York specifications.

INPUT POWER

- AC models: Red 1.5W; Green 2.3W
- EM models: Red 2.5W; Green 3.0W

LETTERS

- 6.0" high; 0.75" stroke

ARROWS

- Full Size Chevrons: Either factory installed, or self-adhesive chevron kit and template for on-site installation.

WEIGHT

- Back Wall/Top/End/Mullion Mount: 9 lbs
- Recessed Ceiling: 8 lbs
- Back Box: 4 lbs

TEMPERATURE RATING

- From 32°F to 102°F

APPROVALS

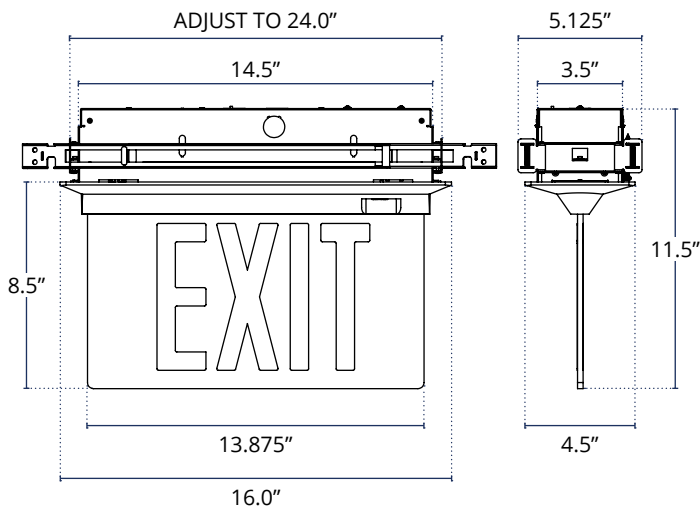
- UL 924
- CEC Title 20 Compliant
- NFPA 101
- NFPA 70
- OSHA
- Backbox is IC rated and meets NYC/City of Chicago Specifications.
- FCC Title 47 Part 15, Subpart B

WARRANTY

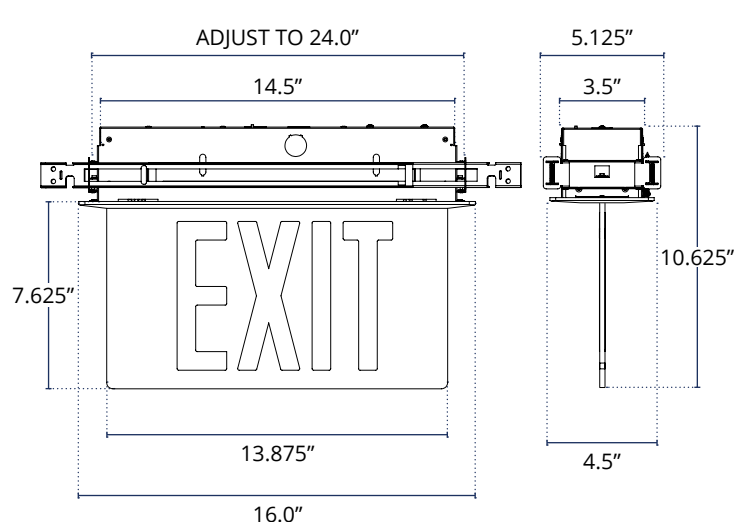
- Isolite offers a 5-year limited warranty. For further details, refer to General Warranty and Obligations in the Isolite manual or on our website.

DIMENSIONS

ANGLED TRIM RECESSED MOUNT

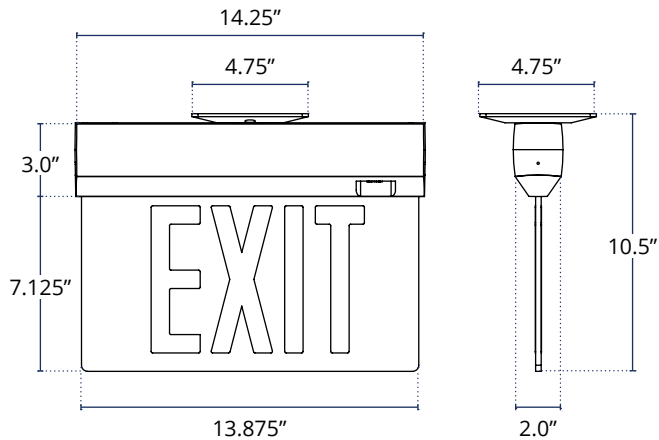


FLAT TRIM RECESSED MOUNT

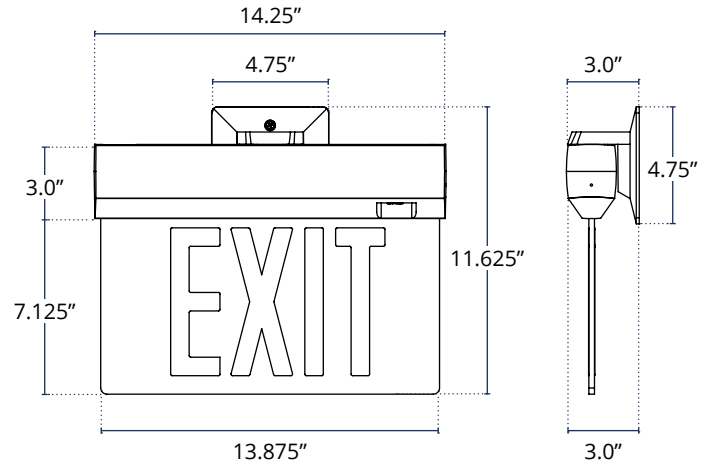


DIMENSIONS (CONTINUED)

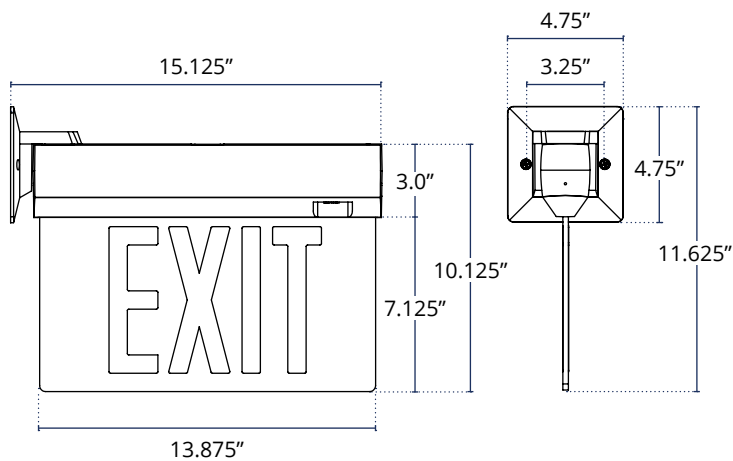
TOP MOUNT



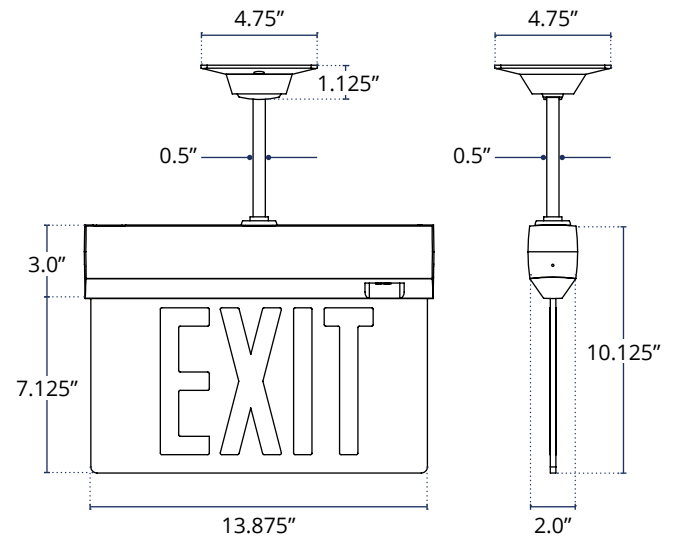
BACK MOUNT



END / SIDE MOUNT

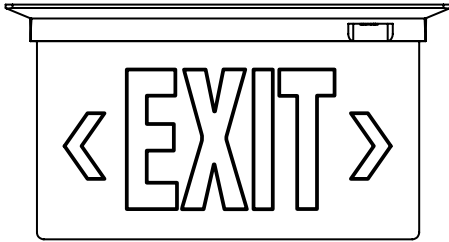


PENDANT MOUNT

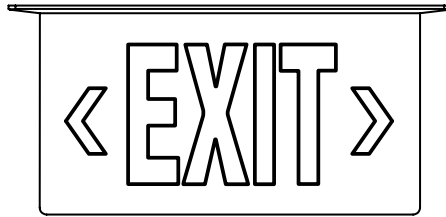


CHEVRON DECODER


1) MOUNTING CONFIGURATION



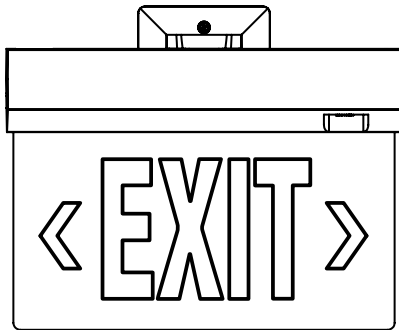
Angled Trim Mount
(Recessed Only)



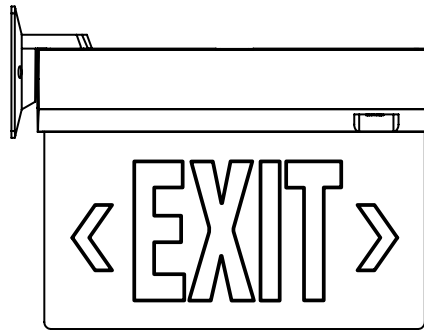
Flat Trim Mount
(Recessed Only)




Top Mount
(Surface Only)




Back Mount
(Surface Only)




End/Side Mount - Left
(Surface Only)




End/Side Mount - Right
(Surface Only)



Pendant Mount



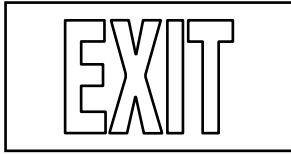
Mullion Mount Top
(MMT)



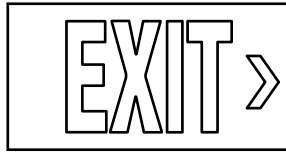
Mullion Mount Bottom
(MMB)

CHEVRON DECODER (CONTINUED)

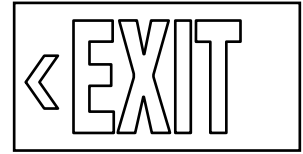
2) CHEVRON DIRECTION



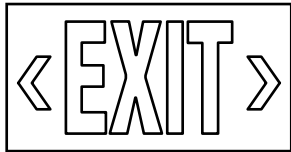
No Arrows (AN)



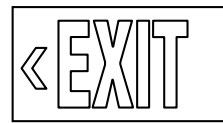

Arrow Right (AR)



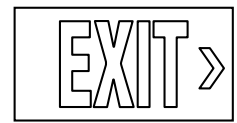
Arrow Left (AL)



Double Arrow (AB)



SIDE A



SIDE B

Left & Right Arrow (AS)
Double Face Only