

























*Click the Product You Wish to View on [Isolite.com](https://www.isolite.com)





EXITS & COMBOS	GOOD	BETTER	BEST
Thermoplastic Exit / Combo	 RL Reliance Series Thermoplastic LED Exit Sign No Remote Capacity	 CMB Thermoplastic LED Exit Sign & Emergency Combo Remote Capacity	 RLC-LED Thermoplastic Exit & Emergency Combo Remote Capacity, Lamps Removable
Material	Thermoplastic	Thermoplastic	Thermoplastic
Temperature Range	From 32°F to 122°F	From 32°F to 122°F	From 50°F to 104°F
Ratings	<ul style="list-style-type: none"> UL 924 CEC Title 20 Compliant UL Listed for Damp Location NFPA Life Safety Code 101 NFPA 70-NEC OSHA 	<ul style="list-style-type: none"> UL 924 NFPA Life Safety Code 101 NFPA 70-NEC OSHA Damp Location Listed CEC Title 20 Compliant 	<ul style="list-style-type: none"> UL 924 UL Listed for Damp Location NFPA Life Safety Code 101 NFPA 70-NEC OSHA
Aluminum Exit	 EDC Economical Die-Cast LED Exit Sign	 LPDC Die-Cast Aluminum LED Exit Sign	 TL2.0 Thin Line Die-Cast LED Exit Sign CEC
Material	Die-Cast Aluminum	Die-Cast Aluminum	Die-Cast Aluminum
Temperature Range	From 32°F to 122°F	From 32°F to 102°F	From 50°F to 104°F
Ratings	<ul style="list-style-type: none"> UL 924 UL Listed for Damp Location CEC Title 20 Compliant NFPA Life Safety Code 101 NFPA 70-NEC OSHA 	<ul style="list-style-type: none"> UL 924 UL Listed for Damp Location CEC Title 20 Compliant NFPA 101 Life Safety Code NFPA 70-NEC OSHA Assembled in the USA 	<ul style="list-style-type: none"> UL 924 CEC Title 20 Compliant UL 924 Damp Location NFPA 101 Life Safety Code NFPA 70-NEC OSHA Assembled in the USA
Edge-Lit Exit	 EUG Universal Surface Mount Edge-Lit LED Exit Sign	 UEL Universal Recessed Edge-Lit LED Exit Sign	 ELT2 Edge-Lit LED Exit Sign
Material	Extruded Aluminum & Acrylic Lens	Extruded Aluminum with Steel Recessed Backbox & Acrylic Lens	Precision die-cast aluminum housing with a flawless, laser-formed acrylic legend
Temperature Range	From 50°F to 104°F	From 50°F to 104°F	From 32°F to 102°F
Ratings	<ul style="list-style-type: none"> UL 924 UL Listed for Damp Location CEC Title 20 Compliant NFPA 101 Life Safety Code NEC NFPA 70 OSHA 	<ul style="list-style-type: none"> UL 924 UL Listed for Damp Location CEC Title 20 Compliant NFPA 101 Life Safety Code NEC OSHA 	<ul style="list-style-type: none"> UL 924 CEC Title 20 Compliant NFPA 101 Life Safety Code NFPA 70-NEC OSHA Recessed Backbox is IC Rated & Meets New York City & Chicago Specifications FCC Title 47 Part 15, Subpart B Assembled in the USA
Wet Location Exit	 RWL Wet Location Thermoplastic LED Exit Sign	 MAX Wet Location Die-Cast LED Exit Sign	 HLX NEMA 4X LED Exit Sign
Material	UV Stabilized Polycarbonate Housing with Stainless Steel Captive Screws to Secure Lens Cover to Housing	Heavy-Duty 0.420" Cast Aluminum with Impact Resistant Polycarbonate Shield	Corrosion Resistant ABS Thermoplastic Housing & Fully Gasketed with Hot Bonded Silicone
Temperature Range	From -4°F to 122°F	EM: 32°F – 113°F EM (With H1/H2): -4°F – 113°F AC: -20°F – 113°F	Without Internal Heater: From 50°F to 104°F With Internal Heater: From -4°F to 104°F
Ratings	<ul style="list-style-type: none"> UL 924 Listed for Wet Location NFPA Life Safety Code 101 NFPA 70-NEC OSHA NEMA 4X 	<ul style="list-style-type: none"> Intertek Verified Splash Zone CSA-US listed Meets or Exceeds UL 924 standards IP66 NFPA 101 Life Safety Code NFPA 70-NEC OSHA BAA Compliant NEMA 4X 	<ul style="list-style-type: none"> CSA-US Listed CEC Title 20 Compliant IP44 ETL Sanitation Listed Meets or exceeds UL 924 standards NFPA 101 Life Safety Code NFPA 70-NEC OSHA BAA Compliant NEMA 4X

*Click the Product You Wish to View on [Isolite.com](https://www.isolite.com)

EXITS & COMBOS CONTINUED

	GOOD	BETTER	BEST
Wet Location Combo	 RWL-C Wet Location Thermoplastic LED Exit Sign	 MAX-C Wet Location Die-Cast Exit & Emergency Combo	 HLX-C NEMA 4X Exit & Emergency Combo
Material	UV Resistant Polycarbonate Faceplate with High Impact Corrosion Resistant Thermoplastic	Heavy-Duty 0.420" Cast Aluminum Lamp Housing Constructed of Vandal Resistant Polycarbonate	Corrosion Resistant, ABS Thermoplastic, Fully Gasketed with Hot Bonded Silicone
Temperature Range	From 32°F to 122°F	From 50°F to 104°F	<ul style="list-style-type: none"> Without Internal Heater: From 50°F to 104°F With Internal Heater: From -4°F to 104°F
Ratings	<ul style="list-style-type: none"> UL 924 UL 924 Wet Location NFPA Life Safety Code 101 NFPA 70-NEC OSHA 	<ul style="list-style-type: none"> CSA-US listed Meets or exceeds UL 924 standards IP66 NFPA 101 Life Safety Code NFPA 70-NEC OSHA BAA Compliant NEMA 4X 	<ul style="list-style-type: none"> Intertek Verified Splash Zone CSA-US listed UL 924 IP44 NFPA 101 Life Safety Code NFPA 70-NEC OSHA BAA Compliant NEMA 4X
Photoluminescent Exit	 PHL Thermoplastic Photoluminescent Exit Sign	 PH Aluminum Frame Photoluminescent Exit Sign	 PH100 Photoluminescent Exit Sign
Material	Thermoplastic Frame with Strontium Oxide Aluminate Photoluminescent Pigment Molded Into a Rigid Fire/Flame-Resistant PVC Sheet	Extruded Aluminum Frame With Strontium Oxide Aluminate Photoluminescent Pigment Molded Into a Rigid Flame/Fire-Resistant PVC Sheet	Durable ABS Background Panel Available in Red, Green, or Black, with Photoluminescent Letters
Temperature Range	Non-Electrical	Non-Electrical	Non-Electrical
Ratings	<ul style="list-style-type: none"> 50 Ft. Viewing UL 924 NFPA 101 Life Safety Code NFPA 70-NEC OSHA 	<ul style="list-style-type: none"> 50 Ft. Viewing UL 924 NFPA 101 Life Safety Code NFPA 70-NEC OSHA 	<ul style="list-style-type: none"> 100 Ft. Viewing UL 924 NFPA 101 Life Safety Code NFPA 70-NEC OSHA
Self-Luminous Exit	 SLX-60 ABS Plastic Frame Self-Luminous Exit Sign	 2040-01 Aluminum Frame Self-Luminous Exit Sign	 880 Thinline Aluminum Self-Luminous Exit Sign
Material	Flame Retardant, UV Stabilized, Injection Molded ABS Frame	Extruded Aluminum Frame with Painted Extruded Aluminum Stencil	Extruded Aluminum Frame with Painted Extruded Aluminum Stencil
Temperature Range	From -67°F to 176°F	From -67°F to 176°F	From -67°F to 176°F
Ratings	<ul style="list-style-type: none"> UL Listed to standard UL 924 & CAN/ULC-S572 NFPA 101 Life Safety Code NEC Article 500, Class 1, 11, & 111 Conditions 10 or 20 Year Options Available 	<ul style="list-style-type: none"> UL Listed to standard UL 924 & CAN/ULC-S572 NFPA 101 Life Safety Code NEC Article 500, Class 1, 11, & 111 Conditions 10 or 20 Year Options Available 	<ul style="list-style-type: none"> UL Listed to standard UL 924 & CAN/ULC-S572 NFPA 101 Life Safety Code NEC Article 500, Class 1, 11, & 111 Conditions 10 or 20 Year Options Available
Vandal Resistant (VR) Self-Luminous Exit	 SLX-60 (VR) ABS Plastic Frame Self-Luminous Exit Sign	 2040-95 Vandal Resistant Self-Luminous Exit Sign	 2040-70 Vandal Proof Institutional Self-Luminous Exit Sign
Material	Flame Retardant, UV Stabilized, Injection Molded ABS Frame with VR Shield	Extruded Aluminum Frame Mounted in Molded ABS Protective Enclosure with Painted Aluminum Stencil	Cast Aluminum Frame, 0.187" Thick, Extends from Faceplate At 45° Angle from the Wall
Temperature Range	From -67°F to 176°F	From -67°F to 176°F	From -67°F to 176°F
Ratings	<ul style="list-style-type: none"> UL Listed to standard UL 924 & CAN/ULC-S572 NFPA 101 Life Safety Code NEC Article 500, Class 1, 11, & 111 Conditions 10 or 20 Year Options Available 	<ul style="list-style-type: none"> UL Listed to standard UL 924 & CAN/ULC-S572 NFPA 101 Life Safety Code NEC Article 500, Class 1, 11, & 111 Conditions 10 or 20 Year Options Available 	<ul style="list-style-type: none"> UL Listed to standard UL 924 & CAN/ULC-S572 NFPA 101 Life Safety Code NEC Article 500, Class 1, 11, & 111 Conditions 10 or 20 Year Options Available







*Click the Product You Wish to View on [Isolite.com](https://www.isolite.com)

EXITS & COMBOS CONTINUED	GOOD	BETTER	BEST
Chicago Exits		 CLP Chicago Approved LED Exit Sign	 PG Chicago Approved LED Edge-Lit Exit Sign
Material		Durable 20-Gauge Steel	Precision, Die-Cast Aluminum Housing with Laser Formed Acrylic Legend
Temperature Range		From 32°F to 122°F	From 50°F to 104°F
Ratings		<ul style="list-style-type: none"> City of Chicago Approved CEC Title 20 Compliant UL 924 UL Listed for Damp Location NFPA Life Safety Code 101 NFPA 70-NEC OSHA NAFTA 	<ul style="list-style-type: none"> City of Chicago Approved UL 924 NFPA Life Safety Code 101 NFPA 70-NEC OSHA NAFTA Optional Damp Location Listing Assembled in the USA
New York City Exits		 EDC-NYC NYC Approved Economical Die-Cast LED Exit Sign	 ELT2 with R8 Edge-Lit LED Exit Sign
Material		Premium-Grade, Aluminum Housing	Precision Die-Cast Aluminum Housing with a Flawless, Laser-Formed Acrylic Legend
Temperature Range		From 32°F to 122°F	From 32°F to 102°F
Ratings		<ul style="list-style-type: none"> New York City Approved UL Listed for Damp Location UL 924 NFPA Life Safety Code 101 NFPA 70-NEC OSHA 	<ul style="list-style-type: none"> UL 924 CEC Title 20 Compliant NFPA 101 Life Safety Code NFPA 70-NEC OSHA Recessed Backbox is IC Rated & Meets New York City & Chicago Specifications FCC Title 47 Part 15, Subpart B Assembled in the USA
Mobility Approved Exits Massachusetts & Connecticut	 LP-CTMA Steel Connecticut & Massachusetts Compliant LED Mobility Exit Sign	 LPX-CTMA Connecticut & Massachusetts Aluminum LED Mobility Exit Sign	 ECTMA Connecticut & Massachusetts Compliant Recessed Mobility Exit Sign
Material	Durable 20-Gauge Steel	Durable, Extruded Aluminum	Durable 20-Gauge Steel with White-Baked Powder Coat Finish & High Clarity Acrylic
Temperature Range	From 50°F to 113°F	From 50°F to 113°F	From 50°F to 113°F
Ratings	<ul style="list-style-type: none"> CSA-US listed Meets or exceeds UL 924 standards State of Connecticut Building Code Paragraph 1011.1.2 NFPA 101 Life Safety Code NFPA 70-NEC OSHA NAFTA 	<ul style="list-style-type: none"> CSA-US listed UL 924 State of Connecticut Building Code Paragraph 1011.1.2 NFPA 101 Life Safety Code NFPA 70-NEC OSHA NAFTA 	<ul style="list-style-type: none"> CSA-US listed Meets or Exceeds UL 924 Standards State of Connecticut Building Code Paragraph 1011.1.2 NFPA 101 Life Safety Code NFPA 70-NEC OSHA
			 EU-CTMA Connecticut & Massachusetts Compliant Indoor Mobility Exit Sign
			Durable 20-Gauge Steel with White-Baked Powder Coat Finish & High Clarity Acrylic
			From 50°F to 113°F
			<ul style="list-style-type: none"> CSA-US listed Meets or Exceeds UL 924 Standards State of Connecticut Building Code Paragraph 1011.1.2 NFPA 101 Life Safety Code NFPA 70-NEC OSHA




*Click the Product You Wish to View on [Isolite.com](https://www.isolite.com)

EXITS & COMBOS

CONTINUED








	GOOD	BETTER	BEST
Hazardous & Industrial Exits / Combo	 HZE Class 1 Div 2 LED Exit Sign	 HZA Class 1 Div 2 Exit & Emergency Combo	 EXP Explosion Proof Edge-Lit LED Exit Sign
Material	Durable, Corrosion Resistant, Gray Fiberglass & Fully Gasketed for Harsh & Hazardous Locations. High Clarity, Scratch Resistant, Clear Polycarbonate Face	Fully Gasketed, Die-Cast Aluminum Housing with Impact Resistant Polycarbonate Lens Stainless Steel Mounting Feet & Hardware Industrial Gray Color Standard	Precision Die-Cast Aluminum Housing With A Flawless, Laser-Formed Acrylic Legend
Temperature Range	From 50°F to 104°F	From 50°F to 104°F	From 50°F to 104°F
Ratings	<ul style="list-style-type: none"> NEMA 4X CSA-US Listed CEC Title 20 Compliant Class I Div 2 Groups A-D IP66 Sanitation Listed ETL Verified Splash Zone Listing Equal to NSF Standard 2 Meets or Exceeds UL 924 Standards NFPA 101 Life Safety Code NFPA 70-NEC OSHA NAFTA BAA Compliant 	<ul style="list-style-type: none"> CSA-US listed NEMA 4X Class I Div 2 Groups A-D: T2B area Classification Class I Zone 2, IIA, IIB & IIC: T1 & T2 Area Classification Meets or Exceeds UL 924 Standards NFPA 101 Life Safety Code NFPA 70-NEC OSHA BAA Compliant 	<ul style="list-style-type: none"> Class I, Div 1 Groups C & D Class I, Div 2 Groups A, B, C & D Class II, Div 1 Groups E, F & G Class III, Div 1 Class I, Zone 1, Groups IIA, IIB Class I, Zone 2, Groups IIA, IIB + H2 & IIC Temperature Class (T-Rating)-T6 UL 924 NFPA 101 Life Safety Code NFPA 70-NEC OSHA
Custom Graphic Signs	 LPDCCG Die-Cast Aluminum Custom Graphics Sign	 ELTCG2 Edge-Lit LED Exit Sign With Custom Graphics	 TLCG2 Thin Line Die-Cast Custom Graphics LED Exit Sign
Material	Heavy-Duty, Two Piece, Die-Cast Aluminum Alloy Walls & Removable, Front Stencil Face with Overlapping Light Seal	Precision Die-Cast Aluminum Housing with a Flawless, Laser-Formed Acrylic Legend	Heavy Duty, Two Piece Walls Constructed from Die Cast Aluminum Alloy & Removable Front Stencil Face with Overlapping Light Seal
Temperature Range	From 32°F to 102°F	From 32°F to 102°F	From 50°F to 104°F
Ratings	<ul style="list-style-type: none"> UL 924 CEC Title 20 Compliant NFPA 101 Life Safety Code NFPA 70-NEC OSHA Optional Damp Location Listing Assembled in the USA 	<ul style="list-style-type: none"> UL 924 CEC Title 20 Compliant NFPA 101 Life Safety Code NFPA 70-NEC OSHA Recessed Backbox is IC Rated & Meets New York City & Chicago Specifications FCC Title 47 Part 15, Subpart B Assembled in the USA 	<ul style="list-style-type: none"> UL 924 UL 924 Damp Location NFPA 101 Life Safety Code NFPA 70-NEC OSHA Assembled in the USA

EMERGENCY LIGHTING








Thermoplastic	 RL2LED Reliance Series Compact LED Emergency Light	 EL16 MR16 Emergency Light	 BUG High Performance LED Emergency Light
Material	UV Stabilized, UL94V-O Flame Retardant, ABS Injection-Molded Thermoplastic	SVA Flame Resistant, High-Impact Resistant, Thermoplastic in White or Black Finish	SVA Flame Rated, Injection Molded Abs Thermoplastic Housing
Temperature Range	From 50°F to 104°F	From 68°F to 104°F	From 50°F to 104°F
Lumen Output	125 Lumens per Lamp	Lamp Option Dependent	300-650 Lumens per Lamp
Ratings	<ul style="list-style-type: none"> UL 924 UL Listed for Damp Location NFPA 101 Life Safety Code NFPA 70-NEC OSHA 	<ul style="list-style-type: none"> UL 924 UL Listed for Damp Location NFPA 101 Life Safety Code NFPA 70-NEC OSHA Listed for True Wet Location 	<ul style="list-style-type: none"> UL 924 UL Listed for Damp Location CEC Title 20 Compliant NFPA 101 Life Safety Code NFPA 70-NEC OSHA

*Click the Product You Wish to View on [Isolite.com](https://www.isolite.com)

EMERGENCY LIGHTING CONTINUED

	GOOD	BETTER	BEST
Recessed	 GNSD Genie MR16 Fully Recessed Emergency Light	 LMIGN2 LED Compact Fully Recessed Emergency Light	 MIGN2 2nd Mini-Genie Fully Recessed Compact LED Emergency Light
Material	Textured White Powder, Coated Die-Cast Zinc Frame & Door	Textured, White Powder Coated, Die-Cast Zinc Frame & Door	Textured, White Powder Coated, Die-Cast Zinc Frame & Door
Lumen Output	Lamp Option Dependent	561 Lumens	407 Lumens per Lamp
Temperature Range	<ul style="list-style-type: none"> LC: From 45°F to 85°F NC: From 32°F to 102°F 	From 32°F to 102°F	From 10°C to 40°C
Ratings	<ul style="list-style-type: none"> UL 924 NYC Approved Calendar #48850 NFPA 101 Life Safety Code NFPA 70-NEC OSHA Chicago Approved Plenum Option Available Optional Damp Location Listing Assembled in the USA 	<ul style="list-style-type: none"> UL 924 New York City Approved Calendar #48850 NFPA 101 Life Safety Code NFPA 70-NEC OSHA California Energy Commission (CEC) Title 20 Compliant Assembled in the USA 	<ul style="list-style-type: none"> UL 924 NYC Approved Calendar #48850 NFPA 101 Life Safety Code NFPA 70-NEC OSHA California Energy Commission (CEC) Title 20 Compliant NYC Approved Calendar #48850 Chicago Approved Plenum Option Available Optional Damp Location Listing Assembled in the USA
Industrial	 ELP 50-100 Watt Thermoplastic Emergency Light	 ELS 27-140 Watt Emergency Light	 ELH 120-360 Watt Emergency Light
Material	Injection Molded ABS Housing	20-Gauge Steel Cabinet with Durable White Powder-Coat Finish	20-Gauge Steel Cabinet with Durable White Powder-Coat Finish
Heads	2	0-2	0-2
Temperature Range	With Internal Heater: 16°F to 104°F	From 50°F to 113°F	From 50°F to 113°F
Ratings	<ul style="list-style-type: none"> UL 924 UL 924 Damp Location NFPA 101 Life Safety Code NFPA 70-NEC OSHA 	<ul style="list-style-type: none"> CSA-US listed Meets or Exceeds UL 924 Standards NFPA 101 Life Safety Code NFPA 70-NEC OSHA BAA Compliant 	<ul style="list-style-type: none"> CSA-US listed Meets or exceeds UL 924 standards NFPA 101 Life Safety Code NFPA 70-NEC OSHA BAA Compliant
	 ELL 12-60 Watt Emergency Light		
	20-Gauge Steel Cabinet with Durable White Powder-Coat Finish		
	0-2		
	From 50°F to 113°F		
	<ul style="list-style-type: none"> CSA-US listed Meets or Exceeds UL 924 Standards NFPA 101 Life Safety Code NFPA 70-NEC OSHA BAA Compliant 		

*Click the Product You Wish to View on [Isolite.com](https://www.isolite.com)

EMERGENCY LIGHTING CONTINUED	GOOD	BETTER	BEST
Wet-Location / Outdoor		 ELED Architectural Outdoor LED Light	 OWL Outdoor Wet Location Emergency Light
Material		Die-Cast Housing with Polycarbonate Lens & Mirror Reflector	Quality Pressure Die-Cast Aluminum Housing Finished in Durable Polyester Powder Coat
Lumen Output		1050 Lumens / 4000K CCT	<ul style="list-style-type: none"> AC Mode: 1530 Lumens EM Mode: 600 Lumens 3000K CCT
Temperature Range		<ul style="list-style-type: none"> Without Internal Heater: From 32°F to 122°F With Internal Heater: From -4°F to 122°F 	<ul style="list-style-type: none"> Without Internal Heater: From 32°F to 122°F With Internal Heater: From -13°F to 122°F
Ratings		<ul style="list-style-type: none"> UL 924 Listed for Damp & Wet Location NFPA 101 Life Safety Code NFPA 70-NEC OSHA IP65 Rated 	<ul style="list-style-type: none"> UL 924 NEMA 3R Rated IP65 Certified NFPA 101 Life Safety Code NFPA 70-NEC OSHA
Wet-Location / Hazardous Industrial		 HL Architectural Outdoor LED Light	 HZL Hazardous Location Emergency Light
Material		Fully Gasketed NEMA 4X Rated Fiberglass with Housing Durable Gray Powder-Coat Finish	Fully Gasketed, Die-Cast Aluminum Housing With Impact Resistant Polycarbonate Lens
Heads		0-2	0-2
Temperature Range		<ul style="list-style-type: none"> Without Internal Heater: From 50°F to 104°F With Internal Heater: From -4°F to 104°F 	From 50°F to 104°F
Ratings		<ul style="list-style-type: none"> NEMA 4X IP66 CSA-US Listed Meets or Exceeds UL 924 Standards NFPA 101 Life Safety Code NFPA 70-NEC OSHA BAA Compliant NEMA 4x, 4, 12, & 13 	<ul style="list-style-type: none"> CSA-US Listed Class I Div 2 Groups A-D: T2B Area Classification Class I Zone 2, IIA, IIB & IIC: T1 & T2 Area Classification Meets or Exceeds UL 924 Standards NFPA 101 Life Safety Code NFPA 70-NEC OSHA BAA Compliant
Wet Location / Hazardous Location	 RL2LED with LW Reliance Series Compact LED Emergency Light	 HZN NEMA 4X/IP66 Emergency Light	 HZZ Hazardous Location Emergency Light
Material	Uv Stabilized, UL94V-O Flame Retardant, ABS Injection-Molded Thermoplastic	Fully Gasketed, Die-Cast Aluminum Housing with Impact Resistant Polycarbonate Lens	Fully Gasketed, Die-Cast Aluminum Housing with Impact Resistant Polycarbonate Lens
Lumen Output	125 Lumens per Lamp	Lamp Option Dependent	Lamp Option Dependent
Temperature Range	From 50°F to 104°F	<ul style="list-style-type: none"> Without Internal Heater: From 50°F to 104°F With Internal Heater: From -4°F to 104°F 	From 50°F to 104°F
Ratings	<ul style="list-style-type: none"> UL 924 UL Listed for Damp Location NFPA 101 Life Safety Code NFPA 70-NEC OSHA LW Option: NEMA 4X & IP65 Rated 	<ul style="list-style-type: none"> NEMA 4X IP66 Intertek Verified Splash Zone CSA-US Listed Meets or Exceeds UL 924 Standards NFPA 101 Life Safety Code NFPA 70-NEC OSHA BAA Compliant 	<ul style="list-style-type: none"> CSA-US Listed NEMA 4X Class I Div 2 Groups A-D Class II Div 1 & 2 Groups E-G IP66 Sanitation Listed ETL Verified Splash Zone Listing Equal to NSF Standard 2 Meets or Exceeds UL 924 Standards NFPA 101 Life Safety Code NFPA 70-NEC OSHA BAA Compliant