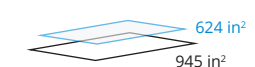
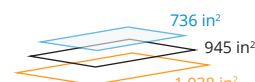
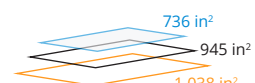
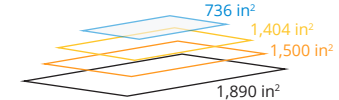

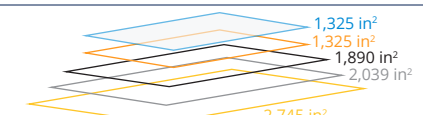
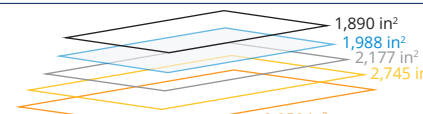

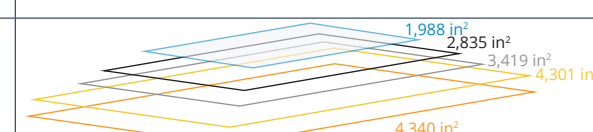


POWER CAPACITY	ISOLITE			COMPETITOR 1			COMPETITOR 2			COMPETITOR 3			COMPETITOR 4			INVERTER FOOTPRINT
	HEIGHT	WIDTH	DEPTH	HEIGHT	WIDTH	DEPTH	HEIGHT	WIDTH	DEPTH	HEIGHT	WIDTH	DEPTH	HEIGHT	WIDTH	DEPTH	
< 3.0kVA	38"	48"	13"	N/A			N/A			N/A			71"	42"	22.5"	
4.0 > 6.0kVA	96"	32"	23"	62"	41.4"	25"	N/A			N/A			71"	42"	22.5"	
	STACKED CONFIGURATION ¹															
6.0 > 8.0kVA	96"	32"	23"	62"	41.4"	25"	N/A			N/A			71"	42"	22.5"	
	STACKED CONFIGURATION ¹															
8.0 > 10.0kVA	96"	32"	23"	47"	60"	25"	N/A			70"	78"	18"	71"	84"	22.5"	
	STACKED CONFIGURATION ¹															
10.0 > 15.0kVA	96"	32"	23"	62"	41.5"	25"	72.4"	49.2"	35.6"	70"	90"	30.5"	71"	84"	22.5"	
	STACKED CONFIGURATION ¹															
15.0 > 20.0kVA	77"	53"	25"	77"	53"	25"	78.7"	59.1"	34.5"	70"	90"	30.5"	71"	84"	22.5"	
20.0 > 25.0kVA	77"	79.5"	25"	72"	92"	31"	78.7"	63.1"	34.5"	70"	90"	30.5"	71"	84"	22.5"	
25.0 > 30.0kVA	77"	79.5"	25"	77"	83"	25"	N/A			N/A			N/A			
30.0 ≥ 33.0kVA	77"	79.5"	25"	72"	140"	31"	78.7"	99.1"	34.5"	70"	141"	30.5"	71"	126"	22.5"	

¹NOTE: Stacked configurations not seismic certified.