



EL16

MR16 Emergency Light

DATE:

PROJECT

COMMENTS:

FEATURES

- Two fully adjustable lamp heads are available with ultra-bright 7W MR-16 halogen lamps or 3W LEDs.
- Suitable for use in damp and wet locations.
- Knockout mounting pattern and top conduit entry allow for easy wall mounting.
- Line-latch prevents unnecessary discharge of battery during installation. Loads will not illuminate until after application of utility power.
- Brownout sensing assures emergency operation during periods of low line voltage.
- 120/277 VAC with field selectable inputs.
- Maintenance-free sealed lead acid batteries provide a minimum of 90 minute emergency run time.
- Sealed external momentary test switch and dual diagnostic LED indicator displays AC presence and Hi-Charge status.
- Cold Weather Option (HX) makes the EL16 ideal for outdoor applications where temperatures range from -9°C to -40°C.



CLICK THE IMAGE TO VIEW ALTERNATE PRODUCT PHOTOS
Only available with Adobe Acrobat and Acrobat Reader

ORDERING INFORMATION EL16-BK-MB-L67

1. SERIES	2. FRAME COLOR	3. MOUNTING	4. LAMP SOURCE	5. OPTIONS
EL16	-	MB	L67	-
	BK Black GY Gray WH White	MB Back Mount	L67 LED 6V 7W	BLANK = NO OPTION HX Internal Heater - 120/277 VAC LW Wet Location (Weather Proof)

ORDERING NOTES

- GY only available with Wet Location units
- WH only available with Non-Wet Location units
- BK available with both Wet Location and Non-Wet Location units
- HX not available with BK and WH Non-Wet Location units

ACCESSORIES; ORDER SEPARATELY

- WG-20.0LX19.0WX9.0D = Wireguard, Length: 20", Width: 19", Depth: 9"
- WG-26.0LX19.0WX9.0D = Wireguard, Length: 26", Width: 19", Depth: 9"

SPECIFICATIONS

CONSTRUCTION

- 5VA flame resistant, high-impact resistant, thermoplastic in white or black finish

TEMPERATURE RATING

- From 68°F to 104°F

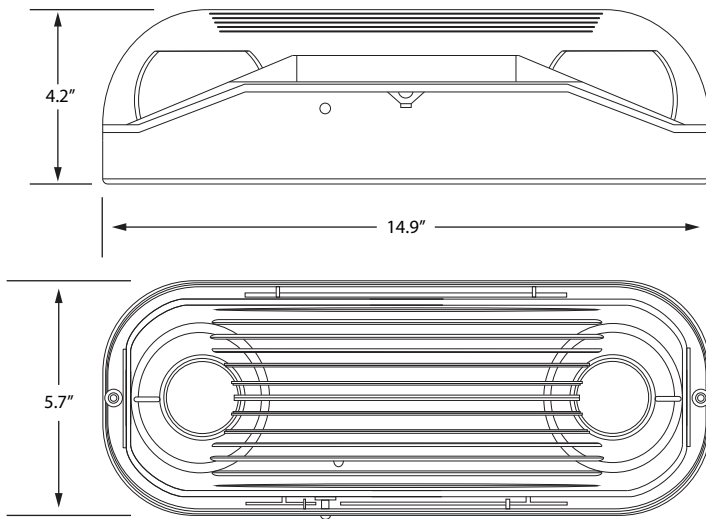

APPROVALS

- UL 924
- UL Listed for Damp Locations
- NFPA 101 Life Safety Code
- NFPA 70- NEC
- OSHA

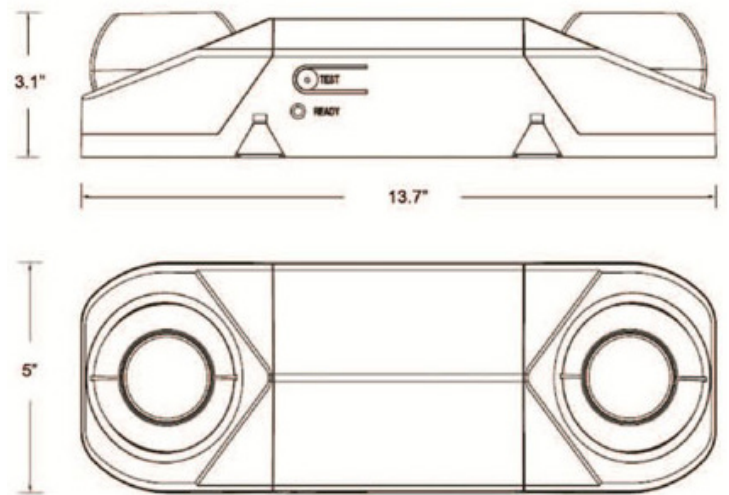
WARRANTY

- Isolite offers a 3-year limited warranty. For further details, refer to General Warranty and Obligations in the Isolite manual or on our website.

DIMENSIONS



Waterproof EL16



Standard EL16

LAMP CHARTS

L - LED	
	6V
7W	L67